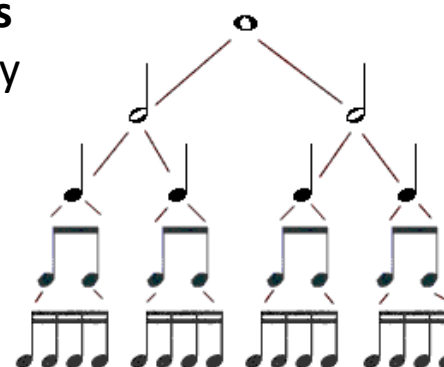




**Checkpoint**  
Introductory  
rhythm tasks

**1. Introduction to Musical Elements**

Musical elements songs, learn the key definitions



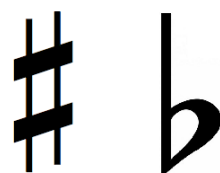
**2. Rhythm Notation**

Learn the duration symbols of musical notation



**4. Solfa Performance**

Use Solfa to create a vocal performance



**3. Beat and Pulse**

Understanding how we use beat and pulse to create rhythm

**5. Creating a BoomWhacker Performance**

Create a melodic performance using BoomWhackers



**6. Baseline Assessment Task**  
Complete Baseline Theory Assessment.

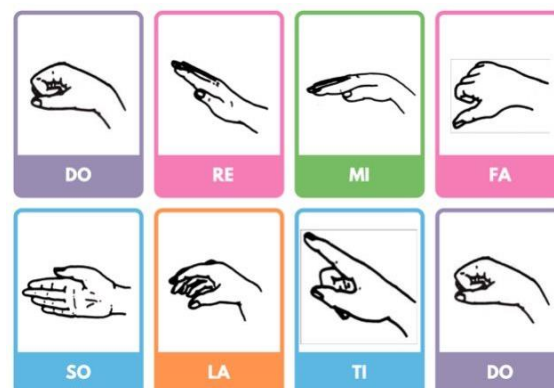
**Checkpoint**  
Baseline  
Assessment

## Find Your Voice

*Component 1: Performing, Component 2: Composing*  
*AoS2: Music For Ensemble, AoS4: Popular Music*



**1. Introduction to Solfa**  
Begin to use the Solfege system for singing a Major scale



**2. 4 Chord A Capella Songs**  
Creating a four chord song with our voices




Performance assessment –  
audio recording on MS Teams

Checkpoint  
Mid-Term  
Assessment

**4. Creating Performances**  
Create your own 4 chord mash-up performance



**3. Melody**  
We will learn what melody is and how we can create our own catchy melodies



Checkpoint  
Final  
Performance  
Assessment

**5. Singing with Pre-recorded Tracks**  
Develop singing with use of pre-recorded track, Effective balance.

**6. Ensemble Singing Group Assessment**  
Demonstrate rapport with other musicians, develop technical control of your voice.



### 1. Introduction to West African Instruments

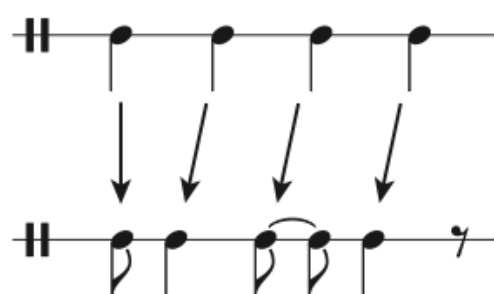
Begin to understand differences between instruments from West Africa

### 2. Djembe Drumming Technique

Learn three basic techniques on djembe drum – Bass, Tone & Slap

### 4. Syncopation

Begin to develop an understanding of syncopated rhythms



### 3. Repeated Patterns

Begin to use different repeated patterns and play in a drumming ensemble

**Checkpoint**  
Mid-Term  
Assessment

### 5. Call and Response phrasing

Demonstrate the use of Call and Response structure in drumming phrases.

### 6. Drumming Ensemble Assessment

Perform a selection of drumming patterns on djembe and a variety of other percussion instruments.


**Checkpoint**  
Final  
Performance  
Assesment



# Year 7 – Spring 2


## Form and Structure

*Component 2: Composing, Component 3: Appraising*  
*AoS1 Musical Forms & Devices, AoS2: Music For Ensemble*



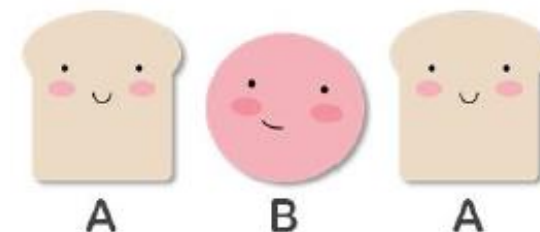
### 1. Binary Form

Perform a well known piece with 2 sections – A/B



### 2. Ternary Form

Understand how to create a 3 section piece – A/B/A



Checkpoint  
Mid-Term  
Appraising  
Assessment



### 4. Texture

Understanding the use of layers of sound – Homophonic and Monophonic Textures

### 3. Begin composing a Ternary form composition

Create a short piece of music demonstrating Ternary Form



### 5. Notating a composition

Use Treble Clef notation to begin writing out compositions

### 6. Final Composition Assessment

Submit final Ternary form compositions using MS Teams

Checkpoint  
Final  
Composition  
Assessment



## Sonority – Instruments of the Orchestra

*Component 1: Performing, Component 2: Composing*

*AoS1: Musical Forms & Devices, AoS2: Music for Ensemble*



### 1. String Family

Learn a piece of well known String quartet music, demonstrate knowledge of orchestral string family



### 2. Woodwind Family

Learn the difference between single and double reed woodwind instruments.



**Checkpoint**  
Mid-Term  
Composing  
Assessment

### 4. Percussion Family

Demonstrate a knowledge of Tuned and Un-tuned Percussion



### 3. Brass Family

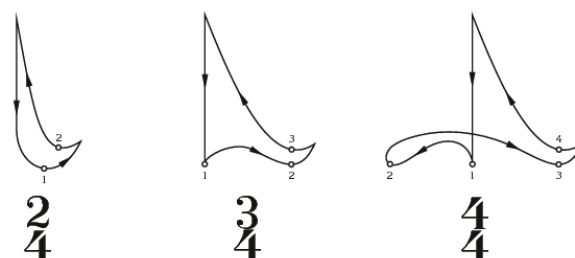
Learn the difference between brass instruments and learn a short piece of Brass music



**Checkpoint**  
Final  
Performance  
Assessment

### 5. Conducting Skills

Learn the basic conducting skills to keep time



### 6. Final Performance Assessment

Perform a well known example of Orchestral Music, with suitable sounding instruments.

## The Big Sing

*Component 1: Performing, Component 3: Appraising  
AoS2: Music for Ensemble, AoS4: Popular Music*



**1. Ensemble Singing,  
Cross-Trust Project**  
Recall use of Solfege



Mid-term class  
performances,  
Theory Assessment



**2. Learning Singing Repertoire**  
Develop singing repertoire for  
cross trust ensemble  
performance

Checkpoint  
Mid-Term  
Assessment

**4. Sign-Singing**  
Develop use of  
Makaton for inclusive  
singing performances



**3. Singing Warm-ups**  
Learn different types of  
vocal warm-ups to help  
develop good singing  
technique

**5. Development of signing  
technique**  
Workshops with specialist  
singing tutor

**6. Final Performance**  
Cross-trust final performance  
with extended ensemble  
from all Trust schools

Checkpoint  
Synoptic  
Assessment