

# Year 9 Art Organs Overview

## What is my Learning Journey in this project?

1 term combined between art and ceramics.




**Bigger Picture Question:-**

Do you understand the different units of the art GCSE?

START

### Unit 1



**What to expect**

**Content - A03** Building on previous knowledge.

Focusing on working through a GCSE portfolio and the units A01, A02, A03, A04.

Starting with A03- experimenting with a variety of medias. Pencil, pen, ink, collage, mono printing.

**Assessment - A03** observational pencil drawing of a heart.

**Bigger Picture Question -** What are the links from your previous project to this one?

Home Learning

Flipped Learning - Building on drawing techniques knowledge

Flipped Learning - Drawing techniques

Flipped Learning - Observational drawings


Artist Research -

**What to expect**

**Content - AO1** to be inspired by an artist and use that knowledge to influence your own work.

**Assessment - Artist research page** focusing on Jemma Millen

**Bigger Picture Question -** Can you describe the 4 GCSE units?



### Unit 2



**What to expect**

**Content - A02, A04** to be inspired by an artist and use that knowledge to influence your own work.

**Assessment -** Create a final clay heart design inspired by Jemma Millen- a focus on texture.

**Bigger Picture Question -** How have you been inspired by Jemma Millen?

### Unit 3



**What to expect**  
Using a broad range of medias.



On to Street Art!



**Skills Ladder**  
How will you step up your skills in this project?

- Keywords and Vocabulary
- Drawing techniques- mapping out, grid reference
- Proportions
- Textures
- Modelling
- Shading
- Shape
- Tone
- Observational Drawing
- Artist research



**Bigger Picture Question:-**

What guidance can you remember from your year 7 lettering project?

# Year 9 Art Street Art Overview

What is my Learning Journey in this project?



**Skills Ladder**  
How will you step up your skills in this project?

- Keywords and Vocabulary
- Drawing techniques- mapping out, grid reference
- Proportions
- Perspective
- stencilling
- Craft knife
- portraits
- lettering
- Observational
- Drawing
- Artist research

## What to expect

**Content** - AO1 to be inspired by an artist and use that knowledge to influence your own work.  
**Assessment** - Artist research page focusing on jasper jones, jover, el bocho, banksy.



- Using your own photographs to draw from
- Creating a stencil
- Using a craft knife

## Unit 3

### What to expect

**Content** -AO2 to be inspired by an artist and use that knowledge to influence your own work.  
**Assessment** - Create a stencil design that includes portraits and lettering.



What to expect  
Using a broad range of medias.

## Unit 2

**Bigger Picture Question** - How have you been inspired by banksy, jover, jasper?  
**Assessment** - Create a stencil design that includes portraits and lettering.



On to Colour!


## Unit 1

START



### What to expect

**Content** - A03 Building on previous knowledge. Focusing on working through a GCSE portfolio and the units A01, A02, A03, A04. Starting with A03- experimenting with a variety of medias. Pencil, pen, ink, collage, mono printing.  
**Assessment** - A03 observational pencil drawing of a portrait with lettering.  
**Bigger Picture Question** - What are the lines from your previous project?



Home Learning

Flipped Learning - How to use guidelines to draw lettering and portraits

Flipped Learning - Drawing techniques

Flipped Learning - Taking portrait photographs

Observational drawing - portraits






**Bigger Picture Question:-**  
How many careers have to consider colour?

# Year 9 Art Colours Overview

## What is my Learning Journey in this project?



**Skills Ladder**  
How will you step up your skills in this project?

- 
- Keywords and Vocabulary
  - Drawing techniques- mapping out, grid reference
  - Photography
  - Birds eye view
  - Paint
  - Collage
  - Colour theory
  - Collections
  - Observational Drawing
  - Artist research

- Pencil
- Collage
- Pencil crayon
- Paint
- Photography
- Colour Theory

**What to expect**  
Using a broad range of medias.

On to GCSE Art!



### Unit 3

**What to expect**

**Content** -A02 to be inspired by an artist and use that knowledge to influence your own work.

**Assessment** - Work as a team to each add a drawing in your selected object and given colour.

**Bigger Picture Question** - Final annotation- explain how your portfolio links to your final piece



**What to expect**

**Content** - AO1 to be inspired by an artist and use that knowledge to influence your own work.

**Assessment** - Artist research page focusing on things organised neatly david schwen& Steph Gonuts


**Bigger Picture Question** - Compare the artists work - WWW, EBI

### Unit 2

### Unit 2



### Unit 1



**What to expect**

**Content** - Building on knowledge from yr8 for pupils to set a still life arrangement and draw from it.

**Assessment** - Still life drawing of coloured object.

**Bigger Picture Question** - What are the benefits of still life drawing?

START

Home Learning

Flipped Learning - How to research as a team

Flipped Learning - Drawing techniques

Flipped Learning - Still life arrangements

Photography- taking birds eye view collection photographs.

