

Year 8 Art Animals Overview

What is my Learning Journey in this project?

Bigger Picture Question:-

Do you understand the different units of the art GCSE?

What to expect

Content - AO1 to be inspired by an artist and use that knowledge to influence your own work.

Assessment - Artist research page focusing on Eric Abel.

Bigger Picture Question

- Can you describe the 4 GCSE units?

Unit 3

What to expect

Content -AO2, AO4 to be inspired by an artist and use that knowledge to influence your own work.

Assessment - Create a final insect drawing inspired by abbie diamond, but in their own composition.

Bigger Picture Question

- How have you been inspired by abbie diamond?

What to expect
Using a broad range of medias

Skills Ladder
How will you step up your skills in this project?

- Keywords and Vocabulary
- Drawing techniques- mapping out, grid reference
- Proportions
- Perspective
- collage
- Shading
- Shape
- Tone
- Observational Drawing
- Artist research

START

Unit 1

What to expect

Content - A03 Building on previous knowledge.

Focusing on working through a GCSE portfolio and the units A01, A02, A03, A04.

Starting with A03- experimenting with a variety of medias. Pencil, pen, ink, collage, mono printing.

Assessment - A03

observational pencil drawing.

Bigger Picture Question -

What are the links from your previous project to this project?


Home Learning

Flipped Learning - How to draw animals

Flipped Learning - Drawing techniques

Flipped Learning - Pet portrait

Observational Drawing -



Unit 2



On to Shrewsbury Art!

Bigger Picture Question:-

What careers would benefit from learning how to draw buildings?

Year 8 Art Shrewsbury Overview

What is my Learning Journey in this project?




Skills Ladder
How will you step up your skills in this project?

- Keywords and Vocabulary
- Drawing techniques- mapping out, grid reference
- Proportions
- Perspective
- collage
- Shading
- Shape
- Tone
- Observational Drawing
- Artist research

START

Unit 1

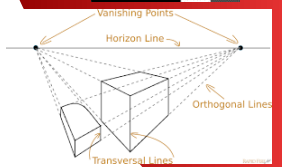


What to expect

Content - An introduction to drawing buildings, focusing on 1&2 point perspective.

Assessment - Drawing a building.

Bigger Picture Question - Why is it important for some careers to be able to draw buildings accurately and to scale?



What to expect

Content - AO1 to be inspired by an artist and use that knowledge to influence your own work.

Assessment - Artist research page focusing on James st clair wade.

Bigger Picture Question - Can you describe the 4 GCSE units?



Unit 3

What to expect

Content -AO2 to be inspired by an artist and use that knowledge to influence your own work.

Assessment - Create a series of printed building samples.

Bigger Picture Question - How have you been inspired by James st clair wade?

- Pencil, pen
- Charcoal
- Printing- mono, collagraph, tape resist, imprint, relief

What to expect
Using a broad range of medias.



Unit 2




Flipped Learning - How to draw buildings

Flipped Learning - Drawing techniques

Flipped Learning - 1&2 point perspective collage

Observational Drawing -



On to Shrewsbury Ceramics



Year 8 Art Ceramics Overview

What is my Learning Journey in this project?

Bigger Picture Question:-
What careers possibly link with ceramics?



What to expect

Content - A04 refine and develop all prior work. Working towards a final outcome.

Assessment - A04 final plan and annotations. Linked to modelling and sampling in ceramics.

Bigger Picture Question - What are the properties of the clay you have been working with?



Unit 3

What to expect

Content - A01 research Anthony Gormley and the terracotta army.

Assessment - Artist research, cultural research and research into chess.

Bigger Picture Question - What do you need to research to understand the properties required for a chess piece?

- Pencil, pen
- Charcoal
- Slab tile
- Textures
- Mark making
- Layering
- research

What to expect
Using a broad range of medias.

Skills Ladder
How will you step up your skills in this project?



- Keywords and Vocabulary
- Drawing techniques- mapping out, grid reference
- Proportions
- Shape
- 1&2 point perspective
- Clay
- Modelling
- tile
- Observational
- Drawing
- Artist research
- Cultural research

START

Unit 1

What to expect

Content - Continuing from the Shrewsbury Art project. Pupils will continue to develop a Shrewsbury building design suitable for a tile.

Assessment - Drawing the plan for their Shrewsbury tile.

Bigger Picture Question - How does your art portfolio link with your ceramic final outcome?



Unit 2



Flipped Learning - How to draw buildings

Flipped Learning - Drawing techniques

Flipped Learning - Photographs of their Shrewsbury landmark.

Observational Drawing -



Home Learning



On to Lost and Found!

Bigger Picture Question:-
What is still life drawing?

Year 8 Art Lost and Found Overview

What is my Learning Journey in this project?




Skills Ladder
How will you step up your skills in this project?

- Keywords and Vocabulary
- Drawing techniques- mapping out, grid reference
- Proportions
- Perspective
- collage
- Shading
- Aging
- Tone
- Observational Drawing
- Artist research

START

Unit 1



What to expect

Content - An introduction to still life drawing and how to set your own composition.
Assessment - Still life drawing.
Bigger Picture Question - What are the benefits of still life drawing?



Unit 2



Flipped Learning - How to draw birds

Flipped Learning - Drawing techniques

Flipped Learning - Still life arrangements

Observational Drawing -



Home Learning

What to expect

Content - AO1 to be inspired by an artist and use that knowledge to influence your own work.
Assessment - Artist research page focusing on Joseph Cornell and Mark Powell.
Bigger Picture Question - Compare the artists work - WWW, EBI



Unit 3

What to expect

Content - AO2 to be inspired by an artist and use that knowledge to influence your own work.
Assessment - Create a still life shadow box.
Bigger Picture Question - Final annotation - explain how your portfolio links to your final piece.



- Pencil, pen
- Collage
- Printing- mono
- Tea staining
- Water colours
- Pencil crayons

What to expect
 Using a broad range of medias.



On to Animal artists!

