

**Bigger Picture Question:-**  
How do we use the formal elements to develop our skills?

# Year 8 Art Year overview


## What is my Learning Journey in this year?



Shrewsbury Academy  
Part of the Marches Academy Trust



**Skills Ladder**  
How will you step up your skills in this project?



- Keywords and Vocabulary
- Drawing techniques- mapping out, grid reference
- Blending
- Perspective
- Printing
- Shading
- Collographs
- Tone
- Observational Drawing
- 1 and 2 point perspective

START

### Autumn 1&2

1. Animals
2. Shrewsbury Art Focus



**Content - 1.** An introduction to the basic elements of transferring a design idea into clay. **2.** Using artist and cultural research to influence a design.

**Assessment - 1.** Shrewsbury tile. **2.** chess piece.

**Bigger Picture Question -**

What careers can you go into with art skills?



### Summer 1&2


1. Lost and Found A01, A03
2. Lost and Found A02, A04

**Content - 1.** In depth focus on A01 Joseph Cornell and A03 observational drawings of birds. **2.** A02 focus for pupils to understand how to refine and develop a design. Working towards a final outcome A04

**Assessment - Artist research page, Drawing of a bird**

**Bigger Picture Question -**

What careers can you go into with art skills?



### End of unit assessment

What have I learnt?

On to Year 9

**Content - 1.** An introduction to the mapping out technique and how to accurately draw an animal. **2.** Using 1&2 point perspective to draw a building.



**Assessment - 1.** Drawing a realistic animal. **2.** Draw a building using 1&2 point perspective.

**Bigger Picture Question**

What careers can you go into

### Spring 1&2

1. Shrewsbury Ceramic Focus
2. Chess Piece



Home Learning

Observational Drawing -

Flipped Learning - Drawing local buildings

Flipped Learning - Drawing techniques

Flipped Learning - How to draw using 1 or 2 point perspective

