

Year 7 Art Formal Elements Overview

What is my Learning Journey for this project?



Cultural Connections:
How have different cultures used art to express their beliefs?



Bigger Picture Question:-
What is the point of Art? How does Art appear in our daily lives?
Consider, for example, your school environment...

START

Unit 1

What to expect

Content - An introduction to the formal elements- shape, form, line and tone.

Assessment - Drawing adding tone, creating shape.

Bigger Picture Question - How do the formal elements link with other subjects?



What to expect...

Content - An introduction to different shapes, how to draw them accurately and begin adding tone.

Assessment - accurately drawing different shapes and adding tone.

Bigger Picture Question - How do companies use art work?



Unit 3



Content - Pupils recapping on all taught knowledge before their final assessment.

Assessment - observational drawing of a coke can.

Bigger Picture Question - WWW, EBI

Skills Ladder
How will you step up your skills this year?



Critical Analysis

Keywords and Vocabulary

Perspective

Mark making

Texture

Tone

1&2 point

perspective

Mapping out


Shape

Form

line

Observational

Drawing



Unit 2



What to expect

Content - 1 and 2 point perspective.


Assessment - Can pupils use 1 and 2 point perspective to help map out the outline of their can.

Bigger Picture Question - How could different drawing techniques help across different careers?



Flipped Learning Tasks/
Drawing Tasks

Homework will be set
twice each half term.



On to
Year 8

Year 7 Art Loteria Overview

What is my Learning Journey for this project?

Cultural Connections:

How have Mexican artists been inspired by their culture?



Skills Ladder

How will you step up your skills this year?



Critical Analysis

Ready mixed Paints

Mixing and matching tones

Primary colours

Secondary colours

Tertiary

Texture

Tone

perspective

Grid reference

Shape

Form

line

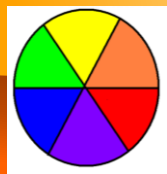
Observational

Drawing

Bigger Picture Question:-
How is artwork influenced by different cultures?

START

Unit 1




What to expect

Content - Building on knowledge taught during formal elements, focusing on colour theory.

Assessment - observational drawing of a still life arrangement of objects.

Bigger Picture Question - What Mexican influences can you see in the loteria art work?



What to expect...

Content - An introduction to colour theory. What colours work well together and why?

Assessment - using the grid reference method to draw your chosen object.

Bigger Picture Question - How can the correct colour choices alter an image?



Unit 2

Content - Focusing on applying colour to your finished drawn image.

Assessment - Can pupils mix and match the correct tones on colours and choose complimentary colour ways.

Bigger Picture Question - Why do artists use the grid reference method?

Home Learning

Flipped Learning Tasks/
Drawing Tasks

Homework will be set twice each half term.

Unit 3

28



LA SANDIA

What to expect

Content - Pupils understanding how to paint, how to apply layers to a painting.

Assessment - Pupils focusing on finishing their painting.

Bigger Picture Question - Why, EBI



On to
Insects



Year 7 Art Insects Overview

What is my Learning Journey for this project?



Cultural Connections:



How have artists from different countries been inspired by their Environment?

Skills Ladder

How will you step up your skills this year?

Critical Analysis

- Water colours
- Mixing and matching tones
- Primary colours
- Secondary colours
- Tertiary
- Texture
- Tone
- perspective
- Grid reference
- Shape
- Form
- Line
- Artist research
- Observational Drawing



Content - Pupils understanding how to refine a design and develop towards a final outcome.

Assessment- Pupils focusing on finishing their final composition.

Bigger Picture Question - Why, EBI

Unit 3



What to expect

Content -A02, A04 to be inspired by an artist and use that knowledge to influence your own work.

Assessment - Create a final insect drawing inspired by abbie diamond, but in their own composition.

Bigger Picture Question - How have you been inspired by abbie diamond?

What to expect...

Content - AO1 to be inspired by an artist and use that knowledge to influence your own work.

Assessment - Artist research page focusing on Abbie diamond.

Bigger Picture Question - Can you describe the 4 GCSE units?

Unit 2

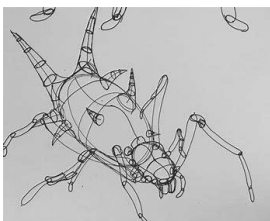

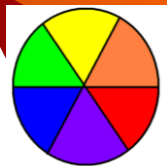


Home Learning

Flipped Learning Tasks/
Drawing Tasks

Homework will be set twice each half term.

Unit 1



START

What to expect

Content - Building on knowledge taught during formal elements, colour theory.

Assessment - AO3

observational drawing of an insect. Applying tones of a colour to an insect.

Bigger Picture Question -

What are the links from your previous project to this project?

Bigger Picture Question:-
How is can we create a composition?



Year 7 Art Lettering Overview

What is my Learning Journey for this project?



Cultural Connections:



How did Claes Oldenburg display his sculptures across America?

Bigger Picture Question:-
How can my knowledge of formal elements help me with accurate lettering?



Unit 1

START



What to expect

Content - Building on knowledge taught during formal elements, colour. Using guidelines to accurately draw lettering.

Assessment - Drawing a sweet wrapper font.

Bigger Picture Question - What are the links from your previous project to this project?



What to expect...

Content - Reinforce drawing techniques, focusing on using guidelines and pupils to sample a variety of media.

Assessment - using guidelines to draw your chosen font.

Bigger Picture Question - Critical analysis - compare your font before and after using guidelines - WWW, EBI.



Unit 3



Content - Pupils understanding how to use guidelines to improve their lettering.

Assessment - Pupils focusing on finishing their 3D sweet wrapper focusing on the lettering.

Bigger Picture Question - WWW EBI

What to expect

Content - to be inspired by Claes Oldenburg and use that knowledge to influence your own work.

Assessment - Create a 3D sweet wrapper, focusing on the quality of the lettering.

Bigger Picture Question - Describe Claes Oldenburg and his work.

Unit 2



On to Ceramics.

Skills Ladder
How will you step up your skills this year?

Critical Analysis

Guidelines
Lettering
Fonts

Texture
Tone
Shape
Form
Line
Artist research

3D sculpture

Observational
Drawing

Home Learning

Flipped Learning Tasks/
Drawing Tasks

Homework will be set
twice each half term.



Year 7 Art Ceramics Overview

What is my Learning Journey for this project?

Cultural Connections:

Typically in the UK where is clay mass produced?



Bigger Picture Question:-
How can my knowledge of all previous projects help me towards my ceramic final outcome?



What to expect...

Content - Research artists *claes oldenberg and pat Doherty*.
Assessment - Be inspired by your researched artists to design and annotate your final cupcake design.
Bigger Picture Question - Critical analysis - WWW, EBI.



Unit 3

Content - Pupils understanding basic principles of working with clay.
Assessment- A fit for purpose paint palette.
Bigger Picture Question - WWW, EBI

Skills Ladder
How will you step up your skills this year?



- Critical Analysis
- Artist Research
- Modelling
- Coiling
- Texture
- Shape
- Form
- Line
- Artist research
- 3D sculpture
- Observational Drawing

START

Unit 1



What to expect

Content - Building on knowledge taught during previous projects begin observational drawings of cupcakes.
Assessment - Drawing a cupcake.
Bigger Picture Question - What are the links from your previous project to this project?



Unit 2

Content -to use your knowledge of design to create a ceramic paint palette to use throughout ks3 and possibly ks4.
Assessment - shape, form of paint palette.
Bigger Picture Question - How is your paint palette design fit for purpose?

What to expect



On to Year 8.



Home Learning

Flipped Learning Tasks/
Drawing Tasks

Homework will be set twice each half term.