

# Year 10 Autumn Overview Natural Forms



**Bigger Picture Question:-**  
What are the requirements for A03?

What is my Learning Journey in this project?

**Skills Ladder**  
How will you step up your skills in this project?

- Pencil, pen
- Pencil crayon
- Ink, collage
- Soft pastel
- Artist research

- Keywords and Vocabulary
- Drawing techniques- mapping out, grid reference
- Proportions
- Textures
- Pencil, pen
- Shading
- Shape
- Tone
- Observational Drawing
- Artist research

What to expect  
Using a broad range of medias.

On to GCSE focus!

START


## Unit 1 A03 Focus

What to expect

**Content - A03**  
experimenting with a variety of medias. Pencil, pen, ink, collage, pencil crayon, soft pastels.

**Assessment - A03**  
observational pencil drawing of a flower or plant.

**Bigger Picture Question -**  
How could you improve your work to gain a higher level?



Home Learning

Flipped Learning -  
Building on drawing techniques knowledge

Flipped Learning -  
Gathering own photographs

Flipped Learning -  
Observational drawings

Jenny o leary  
Artist Research -



## Unit 2 A03 Focus

**Content - A03 and begin A01** to be inspired by an artist and use that knowledge to influence your own work.  
**Assessment - Artist research page focusing on Jenny o leary.**  
**Bigger Picture Question - Can you describe the 4 GCSE units?**



What to expect

## Unit 3 A01&A02 Focus What to expect

**Content - A01&A02** to be inspired by an artist and use that knowledge to influence your own work.  
**Assessment - Create a series of jenny o leary inspired designs- refine and develop.**  
**Bigger Picture Question - How have you been inspired by Jenny o leary?**



- Pencil, pen
- Pencil crayon
- Ink, collage
- Soft pastel
- Artist research

What to expect  
Using a broad range of medias.

On to GCSE focus!




# Year 10 Spring Overview Natural Forms

## What is my Learning Journey in this project?



**Bigger Picture Question:-**  
What are the requirements for A01?



### What to expect

**Content** - A03 and begin A01 to be inspired by an artist and use that knowledge to influence your own work

**Assessment** - Artist research page focusing on Georgia O'Keefe




### Unit 3 A01&A02 Focus What to expect

**Content** - A01&A02 to be inspired by an artist and use that knowledge to influence your own work.

**Assessment** - Create a series of Georgia O'Keefe inspired designs-refine and develop.

**Bigger Picture Question** - How have you been inspired by Georgia O'Keefe?



- Acrylic paints
- Water colours
- Oil pastel
- Batik
- Artist research

**What to expect**  
Using a broad range of medias.

**Skills Ladder**  
How will you step up your skills in this project?

- 
- Keywords and Vocabulary
  - Drawing techniques-mapping out, grid reference
  - Proportions
  - Oil pastels
  - Paint
  - Shading
  - Shape
  - Tone
  - Observational Drawing
  - Artist research

### START Unit 1 A03 Focus



### What to expect

**Content** - A03 experimenting with a variety of medias. Paint, oil pastels, batik

**Assessment** - A03 observational drawing of a flower or plant using paint.

**Bigger Picture Question** - How could you improve your work to gain a higher level?



### Unit 2 A03 Focus



On to GCSE focus!



**Home Learning**

Flipped Learning - Building on drawing techniques knowledge

Flipped Learning - Gathering own photographs

Flipped Learning - Observational drawings

Georgia O'Keefe Artist Research -



# Year 10 Summer Overview Natural Forms



**Bigger Picture Question:-**  
What are the requirements for A02?

What is my Learning Journey in this project?

## What to expect

**Content** - A03 and begin A01 to be inspired by an artist and use that knowledge to influence your own work  
**Assessment** - Artist research page focusing on Angie lewin.

**Bigger Picture Question** - Can you describe the 4 GCSE units?



## Unit 3 A01&A02 Focus What to expect

**Content** - A01&A02 to be inspired by an artist and use that knowledge to influence your own work.

**Assessment** - Create a series of Angie lewin inspired designs- refine and develop.

**Bigger Picture Question** - How have you been inspired by Angie lewin?



- Mono print
- Collagraph
- Lino
- Relief printing
- Artist research

What to expect  
Using a broad range of medias.

**Skills Ladder**  
How will you step up your skills in this project?

- Keywords and Vocabulary
- Drawing techniques- mapping out, grid reference
- Proportions
- Mono printing
- Collagraph
- Lino
- Shape
- Tone
- Observational Drawing
- Artist research

On to GCSE focus!

START


## Unit 1 A03 Focus

### What to expect

**Content** - A03 experimenting with a variety of medias. Printing methods- mono, collagraph, lino, relief.  
**Assessment** - A03 print of a flower or plant using paint.  
**Bigger Picture Question** - How could you improve your work to gain a higher level?



## Unit 2 A03 Focus



Home Learning

Flipped Learning - Building on drawing techniques knowledge

Flipped Learning - Gathering own photographs

Flipped Learning - Observational drawings

Angie lewin Artist Research -

