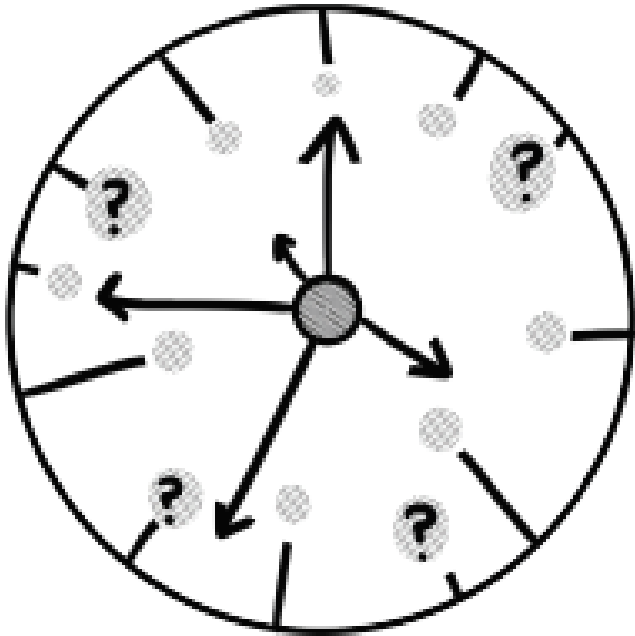


Spacing and Timing of Revision

Information For Parents and Carers

Did you know?



Spacing is a revision technique which is all about spacing revision so students don't get swamped and overwhelmed. It means introducing time intervals into their revision sessions as well as spacing out the days on which they revise for topics

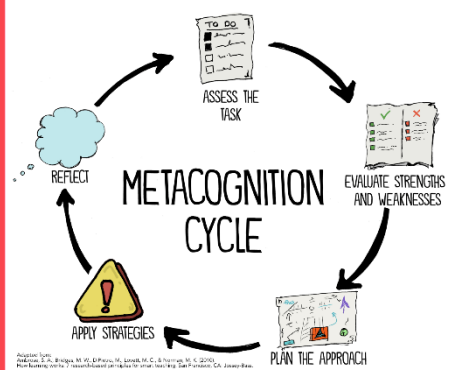
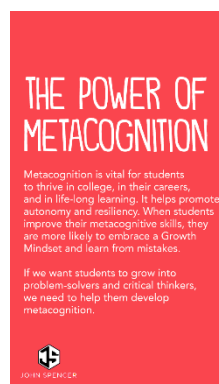
Research shows that doing something little and often is better than doing it at once, or cramming. For example, revising for eight hours in one day is not as effective as doing one hour of revision for eight days. This is because the time in between revising allows students to forget and re-learn the information, which cements it in their **long-term memory**.

The '**Spacing Effect**' is one of the longest and most enduring findings in cognitive psychology. Research suggests there is an 'optimal gap' between revision sessions for students to retain information. In some studies, using spacing instead of cramming has resulted in a 10% to 30% difference in final test results.

What can you do?

Help your child create a revision plan which maps out what they are going to revise and when. Help them to choose a mixture of subject topics to focus on each day to make sure they are spacing them out.

Encourage them to **review information** using different revision techniques to help them carry out some 5-10-minute reviews of topics such as reading through notes, highlighting information or making post-it notes. Students can also **transform their learning** by doing 30-minute activities, such as writing summary sheets, flash cards or mind maps for topics.



Work with your child to practise testing them on different topics and to help them complete exam questions. Remind your child that, five hours of time, spent in smaller chunks and spaced periodically, is a far more effective way to learn something than five hours spent the night before.